



ARROW™
LOCK & DOOR HARDWARE

MK Series Cylindrical Lock

Rainer Security Products Ltd

Unit B6, Rudford Industrial Estate, Ford, Arundel, West Sussex BN18 0BF

☎ +44 (0) 1903 732211 🌐 rainersecurity.co.uk ✉ sales@rainersecurity.co.uk



MK Series Cylindrical Locksets

Classic Product

Arrow MK Series offer the designer, architect and contractor simple solutions to accessibility requirements. Their clean designs, architectural finishes and available functions make them ideal for commercial applications where heavy duty grade one hardware may not be necessary.



Certification:

All Arrow MK Series locks are U.L. and c.U.L. listed for use on 3 hour, A label or lesser doors and are certified to conform to the requirements of ANSI/BHMA A156.2, Series 4000, Grade 2.

- Federal Specification FF-H-106C



General Specifications:

Lock Chassis—Cold rolled steel with zinc dichromate finish for corrosion resistance. Requires standard 2-1/8" (53.97mm) bore through door.

Backset—2-3/8" (60.32mm) standard. 2-3/4" (69.85mm), 3-3/4" (95.25mm) and 5" (127mm) available.

Door Thickness—1-3/8" (34.92mm) to 1-3/4" (44.45mm).

Latch—Brass with 1/2" (12.7mm) throw. Latch housing is steel, with zinc dichromate finish for corrosion resistance. 7/8" (22.225mm) bore in edge of door is required.

Latch Front—Brass, bronze or stainless steel. Standard faceplate for 2-3/8" (60.32mm) backset measures 2-1/4" (57.15mm) x 1" (25.40mm) with a flat front, for 2-3/4" (69.85mm) backset standard faceplate measures 2-1/4" (57.15mm) x 1-1/8" (28.57mm) with beveled front 1/8" (3.17mm) in 2" (50.8mm).

Strike—Brass, bronze or stainless steel. Standard "T" strike measures 2-3/4" (69.85mm) x 1-1/8" (28.57mm). Optional ANSI A115.1 strike measures 4-7/8" (123.82mm) x 1-1/4" (31.75mm). All strikes have a 1-1/4" (31.75mm) lip to center dimension.

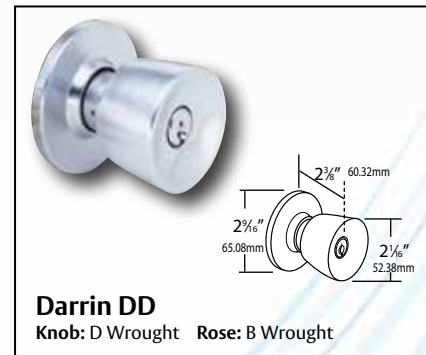
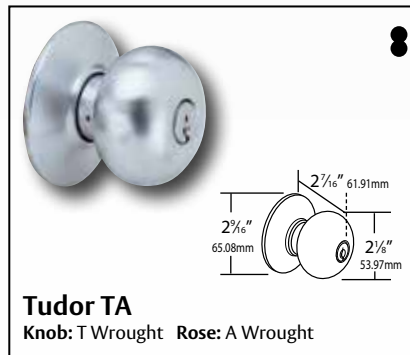
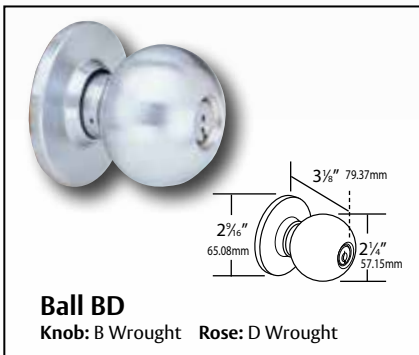
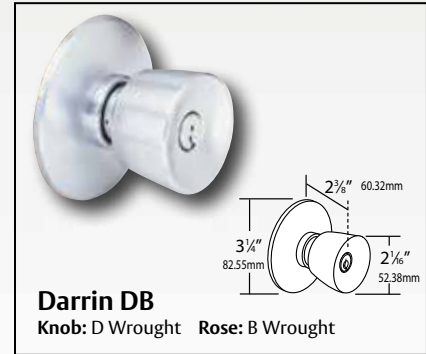
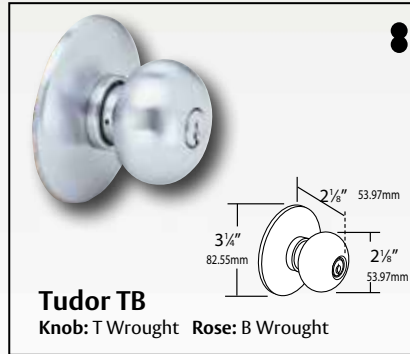
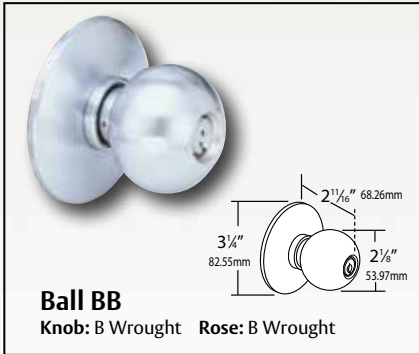
Handing—Reversible.

Cylinder, Standard—Solid brass 6 pin cylinder with Arrow "A" keyway, keyed to 5 pin for stock. Can be masterkeyed, grandmaster keyed and construction masterkeyed. Conventional cylinders are also available in a variety of competitive manufacturer's keyways. Supplied with two 5 pin brass keys for stock. Available in Schlage CS keyway and other competitive keyways.

MK Series Cylindrical Locksets

Classic Product

Designs:



Finishes:



	BHMA	U.S. Equivalent	Arrow Equivalent	Finish
1	605	US3	03	Bright Brass
2	606	US4	04	Satin Brass
3	609	US5	05A	Antique Brass
4	612	US10	10	Satin Bronze
5	613	US10B	10B	Dark Oxide Bronze, Oil Rubbed
6	619	US15	15	Nickel Plated
7	625	US26	26	Bright Chromium Plated
8	626	US26D	26D	Satin Chromium Plated

Cylinder Options:

Conventional—MK Series locksets are supplied standard with Arrow "A" keyway, 6 pin cylinder. As with all other lock series, various levels of masterkeying are available. Conventional cylinders are available in a variety of competitive manufacturers keyways. Supplied with two brass keys.

Interchangeable Core— Lockset prepared for use with 6 or 7 pin interchangeable core. Supplied less core, but packed with 6 and 7 pin tailpieces. Will also accept cores manufactured by Best™, Falcon™, Medeco Keymark™ and others. Suffix "IC" to design. Temporary Arrow construction cores are also available.

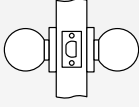
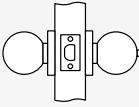
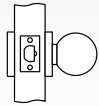
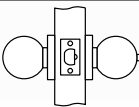
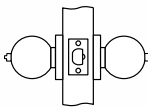
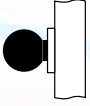
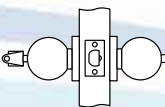
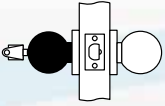
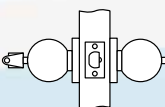

Interchangeable Core:

● Look for this symbol to indicate availability of product with interchangeable core.



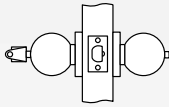
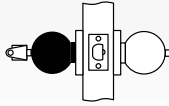
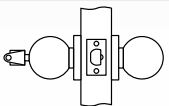
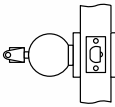
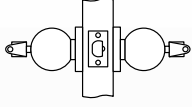
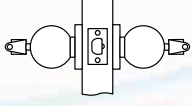
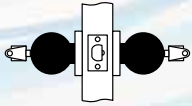
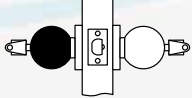
MK Series Cylindrical Locksets

Classic Product

ARROW STANDARD	ANSI/ FED#	FUNCTION		DESCRIPTION
MK01	F75/161N, 160N	Passage		Latch bolt operated by knob from either side at all times
MK02	F76/161L, 160L	Privacy		Latch bolt operated by knob from either side. Outside knob is locked by push button inside and unlocked by emergency release outside, operating inside knob or closing door.
MK03	F111	Communicating Passage		Dead locking latch bolt operated by knob one side only at all times. Non removable blank trim outside.
MK04	F77/161P, 160P	Patio		Dead locking latch bolt operated by knob from either side. Outside knob is locked by push button inside and unlocked by operating inside knob or closing door. Do not use on doors in rooms that have no other entrance.
MK05	F78/161M, 160M	Communicating		Dead locking latch bolt operated by knob from either side. Turn button on either side locks or unlocks opposite knob. Do not use on doors in rooms that have no other entrance.
MK08		Single Dummy Trim		Rigid trim for one side of door only. Used as pull or to match active trim.
MK11	F109 (F81 & F82)/ 161A, 160A	Entrance/Office		Dead locking latch bolt operated by knob from either side except when outside knob is locked by pushing turn button inside. Key outside or operating inside knob releases turn button unlocking outside knob except when turn button has been rotated to keep outside knob locked. Inside turn button must be manually operated to unlock outside knob. Inside knob always operates latch bolt.
MK12	F86/161D, 160D	Storeroom		Dead locking latch bolt operated by key in outside knob or by operating inside knob. Outside knob is always inoperable.
MK13	F82A/161B, 160B	Exterior		Dead locking latch bolt operated by knob from either side except when outside knob is locked by push button inside. When outside knob is locked, operating key in outside knob or operating inside knob unlocks push button and retracts latch bolt. Closing door does not release push button.
				Indicates knob rigid at all times.

MK Series Cylindrical Locksets

Classic Product

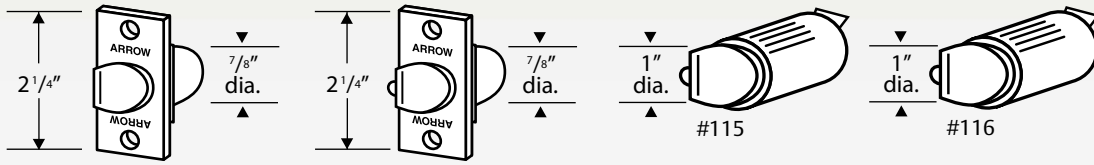
ARROW STANDARD	ANSI/FED#	FUNCTION		DESCRIPTION
MK14	F92/161E, 160E	Service Station		Dead locking latch bolt operated by knob from either side except when outside knob is locked by push button inside. Key outside, operating inside knob or closing door releases push button unlocking outside knob except when slotted push button is in a locked position. Inside knob always operates latch bolt.
MK15	F93/161H, 160H	Hotel		Dead locking latch bolt operated by knob from inside at all times. Outside knob always inoperable. Latch bolt operated by key from outside except when push button inside is operated thus shutting out all keys except emergency key. Operating push button operates outside visual indicator showing room is occupied. Operating inside knob or closing door releases indicator and shut out feature except when shut out is activated by turning inside button with spanner key.
MK17	F84/161R, 160R	Classroom		Dead locking latch bolt operated by knob from either side except when outside knob is locked from outside by key. When outside knob is locked, latch bolt is operated by inside knob.
MK18	F113	Communicating Classroom		Dead locking latch bolt operated by knob one side only except when knob is locked by key. Non removable blank trim outside.
MK31	F80/161S, 160S	Communicating		Dead locking latch bolt operated by knob from either side. Turning key in either knob locks or unlocks its own knob independently. Do not use on doors in rooms that have no other entrance.
MK32	F88/161C, 160C	Public Entrance		Dead locking latch bolt operated by knob from either side except when outside knob is locked by key from inside. When outside knob is locked, latch bolt is retracted by key in outside knob or by operating inside knob.
MK33	F87/161W, 160W	Asylum		Dead locking latch bolt operated by key in knob from either side. Both knobs always inoperable.
MK34		Exterior		Dead locking latch bolt operated by key from outside or by knob from inside except when inside knob is locked by key from inside knob. Outside knob is always inoperable.

MK Series Cylindrical Locksets

Classic Product

Latches & Strikes:

Latches



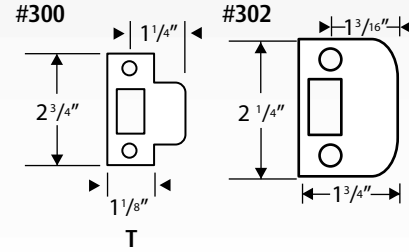
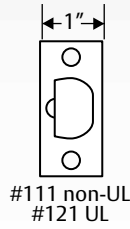
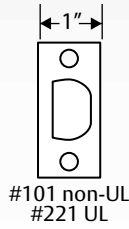
Latch Standards

Spring Latches

Dead Latches

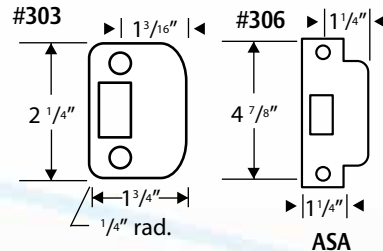
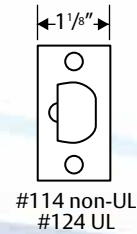
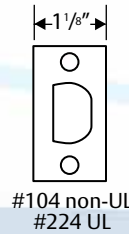
Strikes

2-3/8" Backset



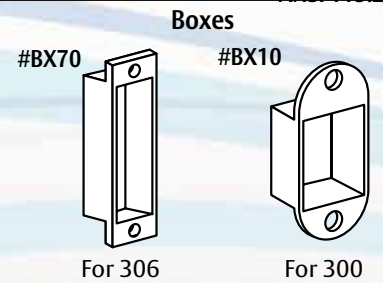
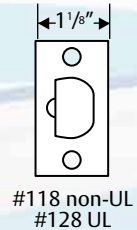
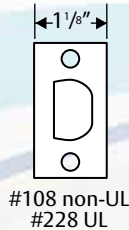
ANSI 115.3

2-3/4" Backset



ASA
ANSI 115.2

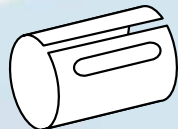
3-3/4" Backset



Latch Options: #272 - 2-3/4" backset 1" x 2-1/4" #282 - 2-3/4" backset 1" x 2-1/4"

Accessories:

Sleeve



K-179: For 1" diameter latch hole, fits all spring and dead latches.

MK Series Cylindrical Locksets

Classic Product

Suggested Specification:

All locksets shall be MK Series Cylindrical locksets as supplied by Arrow Lock company.

Locksets shall meet ANSI/BHMA requirements for Series 4000, Grade 2, and shall be U.L. and c.U.L. listed for 3 hour, A label openings.

Lockset shall be non-handed. Lockset shall have no exposed screws. Chassis mounting screws may be accessed only when knob and rose are removed.

Trim shall consist of wrought with wrought brass or bronze rose scalps.

Disassembly of lockset for cylinder removal shall not be required. Cylinder shall be changed by removing the knob.

All products shall be of one manufacturer.

All locksets shall carry a three year limited warranty.

Order Example:

Example: To order a MK Series classroom function lockset with a BB design, satin chrome finish, with an ASA strike and 2-3/4" backset, keyed different:

Specify:

Standard:	MK	17	TB	26D	306	124	IC	XXX
	Series	Function	Design	Finish	Strike	Latch	Keying	Options (if required)

Installation:

161 prep for retrofit and secure installation.

